



Free Inflatables with paid admission!



Truck Pull



Mud Run



Pony Pull



Draft Horse Pull



Florence County
Fair Park
5505 Cty Hwy N
1/3 mile South of US 2
in Florence, WI



Next Myle




Motorcycle & Car Show




Daily Admission:
Ages 5 & Older: \$10.00

Weekend Pass:
Ages 5 & Older: \$20.00
Good for the
Entire Fair!

Florence County Fair
August 22-23-24, 2025
www.florencecountyfair.com





What is this book?

This is all the information you will need to enter exhibits or special contests at the 2024 Florence County Fair. It includes:

- Coloring Contest pages (page 2 & 3) and a special Reverse Coloring Contest (description on page 16)
- Exhibit Entry Forms (pages 7 & 31) to be filled out and turned in (or mailed in) with your entry form.
Note: if you don't know how to fill it out, we can help you! We know it can be confusing the first time.
- Entry rules & regulations (pages 5 & 6)
- A list of items Florence County Kids/Youth can enter (pages 8 to 15)
- A list of Special Contests that anyone (inside or outside of Florence County) can enter (page 16)
- A list of items Florence County Adults can enter (pages 17 to 30)

If you have questions or need help with entering items you can call or text the Florence County Fair at 906-282-9153 or e-mail the fair at florencecountyfair@hotmail.com.

121ST ANNUAL FLORENCE COUNTY FAIR SCHEDULE (AS OF 07-24-25)

Visit www.florencecountyfair.com for the most up-to-date schedule

WEDNESDAY, AUGUST 20, 2025

2:00 p.m. to 7:00 p.m.....Exhibit Registration

THURSDAY, AUGUST 21, 2025

9:00 a.m.....Judging Begins

FRIDAY, AUGUST 22, 2025

5:00 p.m. to 9:00 p.m.....Jake's Jumpers Inflatables for Kids (included with admission)

5:00 p.m. to 9:00 p.m.....Karaoke with Vickie & Dave's Karaoke

Karaoke Contest begins at 6:30 p.m.

5:00 p.m.Flag Raising

3:00 p.m.Truck Pull Registration

6:00 p.m.Truck Pull Starts

SATURDAY, AUGUST 23, 2025

7:00 to 10:30 a.m.....Mud Bog Registration

11:00 a.m. to 9:00 p.m.....Jake's Jumpers Inflatables for Kids (included with admission)

12:00 p.m.Mud Begins to Fly at the Mud Bog!

1:30 p.m. to 4:30 p.m.....Music by Group Therapy

2:00 p.m.Old Fashioned Kids Games

4:00 to 5:00 p.m.....WI Arm Wrestling Competition Weigh-in

5:00 p.m.WI Arm Wrestling Competition begins

7:00 p.m. to 11:00 p.m.....Music by Next Myle

SUNDAY, AUGUST 24, 2025

9:00 a.m. to 12:00 p.m.....Classic Car and Motorcycle Show Registration

11:00 a.m. to 4:00 p.m.....Jake's Jumpers Inflatables for Kids (included with admission)

11:00 a.m. to 1:00 p.m.....Music by Lovin' Country*

1:00 p.m.Pony Pull

* Note: Lovin' Country will take the stage again between the Pony Pull and the Draft Horse Pull

2:00 p.m.Classic Car and Motorcycle Show Awards

3:00 p.m.Draft Horse Pull

4:00 p.m.Flag Lowering



More events are
still being planned!

Most people have items that they can enter as exhibits in the County Fair?

DID YOU KNOW?

Did you know that you can win prize money for entering those exhibits, and there is no cost to enter exhibits?

Exhibits are one of the things that make Fairs different than Festivals.

This book is filled with different items that can be entered in the Florence County Fair. Our goal is to get as many exhibits as possible from people throughout Florence County, but there are some Special Contests that can be entered by people even if they are outside of Florence County.

If you are unsure how to enter, we are more than happy to help you with it!

How to Enter Exhibits:

- ◆ Registration is FREE.
- ◆ Registration Dates: If you have questions, you can call the fair at 906-282-9153 or email florencecountyfair@hotmail.com
 - ◆ Pre-Registration is until August 8.
 - ◆ Entries will be accepted after August 8, but it is requested that after August 8, you email your entries or bring your entry form with you to the fair on August 20. All items must be registered and brought to the fair by August 20.
- ◆ Please note: It is easier and quicker for you to preregister all of the items you think you might be bringing and then cancel those items that weren't ready when you drop off your items.
- ◆ Those pre-registered will have their entry tags printed and waiting for them when they come to drop off their exhibits.
- ◆ Pre-registered exhibitors may still add or remove items from their registration form when they bring their items to the fair.
- ◆ Mail to: Jessica Klumpp, Executive Director OR E-mail to: florencecountyfair@hotmail.com
P.O. Box 704
Florence, WI 54121
- ◆ Exhibits cannot be released before 4:00 p.m. on Sunday. Exhibits may be picked up between 4 and 6 p.m. on Sunday, August 24. You will be able to sign-up for a pick-up time when you drop off your exhibits. If this day and time does not work for picking up exhibits, please let us know when you bring your exhibits on Wednesday.
- ◆ There is a registration form on page 2. You may make copies or write on a blank sheet of paper. The same entry form can be used for kids (youth class), adults (open class) and special contest entries. Each individual must have their own form.

2025 Special Exhibit Contests (Open to all ages inside and outside of Florence County)

Blue Ribbon Artist Contest*, Blue Ribbon Apple Pie Contest^, Chocolate Chip Cookie Championship^, Coloring Contest*, Loop It—Loop Yarn Contest*, Recycling Art Contest*, Reverse Coloring Contest*, Trail Cam Contest (no age group this contest only)

- ◆ These Special Exhibit Contests are open to Florence County Residents as well as those outside of Florence County. These are different than traditional exhibits entered in the fair. There are no charges for entering these contests. No preregistration is required.
- ◆ Only one entry per exhibitor per category. The item must be the sole and original work of the exhibitor. Each exhibitor may enter one of each of the coloring contests. Only entries that have not been previously entered into these contests will be permitted.
- ◆ All Local Rules and Regulations apply to Special Contests unless specifically noted.
- ◆ Age Groups and Prize Money are different:

Contests Marked with a * will be awarded prizes with 5 age groups based on the age group/skill level as follows:

Age Group C	5-6 years old	1st—\$1.50; 2nd—\$1.00; 3rd—\$0.50
Age Group X	7-8 years old	1st—\$3.00; 2nd—\$2.00; 3rd—\$1.00
Age Group Y	9-12 years old	1st—\$4.00; 2nd—\$2.00; 3rd—\$1.00
Age Group Z	13-17 years old	1st—\$5.00; 2nd—\$2.50; 3rd—\$1.00
Age Group O	18 years & older	1st—\$7.00; 2nd—\$3.50; 3rd—\$2.00

Contests Marked with a ^ 2 age groups based on the age group/skill level as follows:

Youth	Ages 17 & under	1st—\$10.00; 2nd—\$5.00; 3rd—\$2.50
Adults	18 years & older	1st—\$15.00; 2nd—\$10.00; 3rd—\$5.00
Trail Cam Contest	(no age group)	1st Place—\$10.00; 2nd—\$5.00; 3rd—\$2.50

Florence County Fair Local Regulations for Youth Class 2025:

1. All Florence County residents are eligible to exhibit at the Fair. All Florence County residents over the age of 18 may enter in Open Class. All Florence County youth, may enter Youth Class exhibits in the fair. Youth Class is defined as:
 - Children under the age of 5, can only enter exhibits listed in Department 17a.
 - Children ages 5-6 may only enter exhibits listed in Department 17 Classes B through H.
 - Any child having completed first grade, through grade 12, may enter the rest of the exhibits Departments 1-16 and 18-34.
2. Additional entry forms are available online at www.florencecountyfair.com.
3. Items should be made with a good clean wholesome nature—no vulgar or suggestive decorations will be allowed.
4. All exhibits shall remain on display for the duration of the fair.
5. Exhibit release is 4:00 p.m. Sunday. Removal of any or all exhibits before 4:00 p.m. Sunday will result in forfeiture of all premiums, as per Wisconsin State Regulations.
6. All exhibits at the fairgrounds are under the supervision of the Florence County Agricultural Society. Reasonable care will be taken to protect against loss, injury, or damage to exhibits; however, the exhibitor exhibits at his/her own risk.
7. Exhibits must be the work/craftsmanship of the exhibitor. Only exhibits not shown previously at the Florence County Fair may be entered this year. If an exhibit has won a premium at a different Wisconsin Fair, you will need to indicate that by the specific entry on your entry form.
8. Youth Class Exhibits are judged under the Danish Judging System and Special Contest Exhibits are judged under the Single Placing System.
9. State-registered judges are carefully selected: exhibitors agree to abide by the judges' decisions.
10. An exhibitor may enter only one item in each lot.
11. Violation of any Florence County Fair regulation shall result in forfeiture of premiums, and may result in being excluded from further competition.
12. Further rules and requirements may be found under each department. Although these local regulations are only listed on this page, they apply to all of the Youth Class Exhibits.
13. There are additional rules and regulations for the Special Contest Exhibits, which can be found at the back of this book.

Florence County Fair Local Regulations for Open Class 2025:

1. All Florence County residents are eligible to exhibit at the Fair. All Florence County residents over the age of 18 may enter in Open Class. All Florence County youth, may enter Youth Class exhibits in the fair. See Youth Class portion of the fair book for information on ages, categories, etc.
2. Additional entry forms are available online at www.florencecountyfair.com.
3. Items should be made with a good clean wholesome nature—no vulgar or suggestive decorations will be allowed.
4. All exhibits shall remain on display for the duration of the fair.
5. Exhibit release is 4:00 p.m. Sunday. Removal of any or all exhibits before 4:00 p.m. Sunday will result in forfeiture of all premiums, as per Wisconsin State Regulations.
6. All exhibits at the fairgrounds are under the supervision of the Florence County Agricultural Society. Reasonable care will be taken to protect against loss, injury, or damage to exhibits; however, the exhibitor exhibits at his/her own risk.
7. Exhibits must be the work/craftsmanship of the exhibitor. Only exhibits not shown previously at the Florence County Fair may be entered this year. If an exhibit has won a premium at a different Wisconsin Fair, you will need to indicate that by the specific entry on your entry form.
8. Open Class Exhibits are judged under the Single Placing System.
9. State-registered judges are carefully selected: exhibitors agree to abide by the judges' decisions.
10. An exhibitor may enter only one item in each lot.
11. Violation of any Florence County Fair regulation shall result in forfeiture of premiums, and may result in being excluded from further competition.
12. Further rules and requirements may be found under each department. Although these local regulations are only listed on this page, they apply to all of the Open Class Exhibits.
13. There are additional rules and regulations for the Special Contest Exhibits, which can be found in the back of this book.

Florence County Fair * Exhibitor Entry Form * 2025

Office Use Only:
Exhibitor #:

- Registration is FREE. Pre-Registration is until August 9. Those pre-registered will have their entry tags printed and waiting for them when they come to drop off their exhibits. Pre-registered exhibitors may still add or remove items from their registration form when they bring their items to the fair. Entries will be accepted after August 8, but it is requested that after August 8, you email your entries or bring your entry form with you to the fair on August 20.
- All items must be registered between 2:00 p.m. and 7:00 p.m. on Wednesday, August 20. If you are unable to bring items during that time, please reach out to Jessica at 906-282-9153 to discuss different options. All exhibits must be brought to the fair no later than 7:00 p.m. on Wednesday, August 20, 2025.
- NOTE: If you've never entered in the fair before, we understand this form can be confusing. We are more than happy to help you with it. If you want help ahead of time, you can contact Jessica at 906-282-9153. Otherwise, we can help you the day of registration as well. Just bring your items to the fair between 2:00 p.m. and 7:00 p.m. to sign up and drop off your items.

Please Check One:

☐ Youth Class (under 5 years).....E

☐ Youth Class (ages 5-6)C

☐ Youth Class (ages 7-8)X

☐ Youth Class (ages 9-12)Y

☐ Youth Class (ages 13-17).....Z

☐ Open Class (ages 18 & up).....O

Please Check One:

☐ Florence County Resident

☐ Florence County Non-Resident

Name: _____

Address: _____

_____ Zip: _____

Phone: _____

E-mail: _____

Township of Residence: _____

I have exhibited in the fair in the past: ☐ Yes ☐ No

I am interested in volunteering some time for the fair! ☐ Yes ☐ No

	Dept.	Class	Lot	Description
1.	_____	_____	_____	_____
2.	_____	_____	_____	_____
3.	_____	_____	_____	_____
4.	_____	_____	_____	_____
5.	_____	_____	_____	_____
6.	_____	_____	_____	_____
7.	_____	_____	_____	_____
8.	_____	_____	_____	_____
9.	_____	_____	_____	_____
10.	_____	_____	_____	_____
11.	_____	_____	_____	_____
12.	_____	_____	_____	_____
13.	_____	_____	_____	_____
14.	_____	_____	_____	_____
15.	_____	_____	_____	_____
16.	_____	_____	_____	_____
17.	_____	_____	_____	_____
18.	_____	_____	_____	_____
19.	_____	_____	_____	_____
20.	_____	_____	_____	_____
21.	_____	_____	_____	_____

DEPARTMENT 17a: EARLY CHILDHOOD EXHIBITORS

Kids under the age of 5

- 1.) All State of Wisconsin and Florence County Fair rules apply. Both sets of rules are located on pages 4-5. In addition the following rules will also be enforced for the Early Childhood Exhibits only.
- 2.) Open to children under 5, who are not yet old enough to exhibit in any other categories in the Florence County Fair.
- 3.) Judging will be done with Danish placing. Ribbons will be awarded.
- 4.) All work must be done by the child.
- 5.) All drawings should be done on regular size paper 8 1/2" x 11"
- 6.) Only one entry per lot/one of each type can be submitted.
- 7.) No premiums will be paid out. Exhibitors will receive a coupon for a treat from Lydia's Fair Kitchen

CLASS A — EARLY CHILDHOOD EXHIBITORS

- 17 .. A .. 1..... Drawing of myself
- 17 .. A .. 2..... Drawing of my house
- 17 .. A .. 3..... Drawing of my family

DEPARTMENT 17: CLOVERBUDS

Kids ages 5 & 6

- 1.) All State of Wisconsin and Florence County Fair rules apply. Both sets of rules are located on page 3 of this book. In addition the following rules will also be enforced for the Cloverbud Exhibits only:
- 2.) Open to members enrolled in Cloverbuds, and those students in grades K-2 (ages 5-6) who participate in similar projects.
- 3.) Judging will be done with Danish placing.
- 4.) All work should be done by the member but may be assisted by parent or leader.
- 5.) Poster size is to be 14" by 22".
- 6.) Only one entry per lot/one of each type can be submitted.
- 7.) Premiums will be awarded at \$1.50 per exhibit

CLASS B — ANIMAL SCIENCE

- 17 .. B .. 1..... Bird Feeder or Bird House
- 17 .. B .. 2..... Poster of any type of pet

CLASS C — EXPRESSIVE ARTS

- 17 .. C .. 1..... Drawing
- 17 .. C .. 2..... Photo display of 4 pictures on poster board with captions

CLASS D — EXPLORING THE HOME

- 17 .. D .. 1..... Written menu for a day
- 17 .. D .. 2..... A tray of baked Goods—3 of the same item

CLASS E — BUILDING & FIXING

- 17 .. E .. 1..... Paper Airplane
- 17 .. E .. 2..... Toy made from kit

CLASS F — NATURAL RESOURCES

- 17 .. F .. 1..... Collection of 3 leaves on poster board identified
- 17 .. F .. 2..... Craft made from recycled materials

CLASS G — PERSONAL GROWTH AND DEVELOPMENT

- 17 .. G .. 1..... Family portrait drawn
- 17 .. G .. 2..... Poster of what I want to be when I grow up

CLASS H — PLANT AND SOIL SCIENCE

- 17 .. H .. 1..... Plant grown from seed
- 17 .. H .. 2..... Garden exhibit; 3 items of one variety you have cared for on a paper plate (i.e. 3 beans, 3 potatoes, etc.)

YOUTH CLASS—Traditional Exhibits

- ♦ All Florence County youth, may enter exhibits in the fair. Youth class is defined as: any child having completed first grade, through grade 12, may enter the rest of the exhibits listed as Youth Class: Departments 1-16 and 18-34.
- ♦ Registration is FREE. If you have questions, you can call the fair at 906-282-9153.
- ♦ See page 4 of this book for information on how to enter exhibits.

DEPARTMENT 14: SOIL SCIENCES

- ♦ Cabbages are to have outer leaves left on, but trimmed
- ♦ Display trays will be available at exhibit registration
- ♦ For any other variety categories, variety must be identified
- ♦ For preparing exhibits refer to Publication A3306 Exhibiting and Judging Vegetables, and it can be found online at <http://learningstore.uwex.edu/assets/pdfs/a3306.pdf>
- ♦ Must be free of insects and disease
- ♦ No vegetables hazardous to human consumption allowed
- ♦ Onions are to be cleaned, but not peeled back
- ♦ Potatoes are to be cleaned but not washed
- ♦ Premiums for Garden Crops, Herbs, and Plums and Other Fruits:
1st: \$2.50; 2nd: \$2.25; 3rd: \$2.00; 4th: \$1.75
- ♦ Premiums for Potatoes, Apples & Garden Projects:
1st: \$3.00; 2nd: \$2.75; 3rd: \$2.50; 4th: \$2.25

CLASS A — GARDEN CROPS

- 14 ...A ...1Beans, green (12 pods)
- 14 ...A ...2Beans, purple (12 pods)
- 14 ...A ...3Beans, yellow (12 pods)
- 14 ...A ...4Beets (4 roots)
- 14 ...A ...5Broccoli (1 stalk)
- 14 ...A ...6Brussel sprouts (5 sprouts)
- 14 ...A ...7Cabbage, green (1)
- 14 ...A ...8Cabbage, red (1)
- 14 ...A ...9Carrots, long (4)
- 14 ...A ...10Carrots, short (4)
- 14 ...A ...11Cauliflower (1 head)
- 14 ...A ...12Cucumbers, pickling (4)
- 14 ...A ...13Cucumbers, slicing (2)
- 14 ...A ...14Gourds (3)
- 14 ...A ...15Kohlrabi (2)
- 14 ...A ...16Lettuce, head (1)
- 14 ...A ...17Lettuce, leaf (1 bunch)
- 14 ...A ...18Muskmelon (1)
- 14 ...A ...19Onions, green (4 peeled)
- 14 ...A ...20Onions, red (2 unpeeled)
- 14 ...A ...21Onions, white mat (2 unpeeled)
- 14 ...A ...22Onions, yellow (2 unpeeled)
- 14 ...A ...23Peas, edible pod, (8)
- 14 ...A ...24Peas, shelling, (8)
- 14 ...A ...25Peppers, any other (2)
- 14 ...A ...26Peppers, green (2)
- 14 ...A ...27Peppers, red (2)
- 14 ...A ...28Popcorn, (2 ears)
- 14 ...A ...29Pumpkin, mini (2)
- 14 ...A ...30Pumpkin, pie (1)
- 14 ...A ...31Pumpkin, stock (1)
- 14 ...A ...32Radishes (4)
- 14 ...A ...33Spinach (1 bunch)
- 14 ...A ...34Squash, summer (1)
- 14 ...A ...35Squash, winter (1)
- 14 ...A ...36Squash, zucchini (1)
- 14 ...A ...37Sunflower (best 2 heads w/stalk)
- 14 ...A ...38Sweet corn (2 ears husked)
- 14 ...A ...39Swiss Chard (3 stalks)
- 14 ...A ...40Tomatoes, cherry (5)
- 14 ...A ...41Tomatoes, green (3)
- 14 ...A ...42Tomatoes, red (3)
- 14 ...A ...43Turnips (1)
- 14 ...A ...44Watermelon (1)
- 14 ...A ...45Any other garden crop not listed, identified
- 14 ...A ...46Container Garden (3 or more var.)

CLASS B — POTATOES

- 14 ...B ...1Red (4)



- 14 .. B .. 2..... Russet (4)
- 14 .. B .. 3..... White (4)
- 14 .. B .. 4..... Any other potato not listed, identified (4)

CLASS C — APPLES

- 14 .. C .. 1..... Cortland (4)
- 14 .. C .. 2..... Delicious (4)
- 14 .. C .. 3..... Duchess (4)
- 14 .. C .. 4..... Greening (4)
- 14 .. C .. 5..... McIntosh (4)
- 14 .. C .. 6..... Wealthy (4)
- 14 .. C .. 7..... Wolf River (4)
- 14 .. C .. 8..... Yellow transparent (4)
- 14 .. C .. 9..... Any other stdrd apple vrtly not listed, identified (4)
- 14 .. C .. 10... Any crab apple variety not listed, identified(4)



CLASS D — GARDEN PROJECT

- 14 .. D .. 1..... Garden Project 1
Box must have 4 of the following: tomatoes, 3; cabbage, 1; spinach, 1 bunch; swiss chard, 3 stalks; carrots, 3; beans 12 pods; sweet corn, 3 husked ears; cucumbers, pickling, 4 or slicing, 3.
- 14 .. D .. 2..... Garden Project 2
Box must have 5 of the following: tomatoes, 3; cabbage, 1; spinach, 1 bunch; swiss chard, 3 stalks; carrots, 3; beans, 12 pods; sweet corn, 3 ears husked; onions, 4; or peppers, 3.
- 14 .. D .. 3..... Garden Project 3
Box must have 6 of the following: tomatoes, 3; sweet corn, 3 ears husked; onions, 4; peppers, 3; beets, 4 roots; lettuce, head or leaf, 1; squash, 1; or cucumbers, pickling, 4 or slicing, 3.

CLASS E — HERBS

- 14 .. E .. 1..... Parsley (1 bunch)
- 14 .. E .. 2..... Basil (2 stalks)
- 14 .. E .. 3..... Cilantro (1 bunch)
- 14 .. E .. 4..... Dill (2 heads)
- 14 .. E .. 5..... Mint, any variety (1 bunch)
- 14 .. E .. 6..... Oregano (1 bunch)
- 14 .. E .. 7..... Chives (1 bunch)
- 14 .. E .. 8..... Thyme (1 bunch)
- 14 .. E .. 9..... Rosemary (2 sprigs)
- 14 .. E .. 10... Marjoram sweet (1 bunch)
- 14 .. E .. 11... Sage (1 bunch)
- 14 .. E .. 12... Fennel (1 bunch)
- 14 .. E .. 13... Any other herb not listed (1 bunch)



CLASS F — PLUMS AND FRUITS

- 14 .. F .. 1..... Plums (5)
- 14 .. F .. 2..... Grapes (1 bunch)
- 14 .. F .. 3..... Strawberries (pint box)
- 14 .. F .. 4..... Raspberries (pint box)
- 14 .. F .. 5..... Blackberries (pint box)
- 14 .. F .. 6..... Any other fruit not listed

CLASS G — SOIL SCIENCES DISPLAYS

- 14 .. G .. 1..... Collection of 10 vegetable seeds, identified
- 14 .. G .. 2..... Collection of 5 weeds with identification (may be actual weeds, drawings or photos)
- 14 .. G .. 3..... Drawing display of seed to plant to table or market
- 14 .. G .. 4..... Garden journal
- 14 .. G .. 5..... Homemade Scarecrow
- 14 .. G .. 6..... Make a vegetable critter
- 14 .. G .. 7..... Vegetable print display
- 14 .. G .. 8..... Window herb garden
- 14 .. G .. 9..... Any other soil sciences display not listed

DEPARTMENT 15: FLOWERS & HOUSE PLANTS

- ◆ All containers/pots/vases are brought at the owner's risk and should be identified with the owner's name on the bottom.
- ◆ All flowers entered must be grown by the exhibitor, except for wildflowers
- ◆ Bouquets/Arrangements may not contain state protected, endangered species, noxious weeds or invasive species
- ◆ For any other variety categories, variety must be identified

- ◆ For houseplant, include index card with the type of houseplant listed on the card
- ◆ For preparing exhibits refer to Publication A2935 Evaluating and Judging Flowers and Indoor Plants found online at <https://learningstore.uwex.edu/Assets/pdfs/A2935.pdf>
- ◆ No artificial flowers allowed
- ◆ Plants must be clean and free of insects, disease or injury
- ◆ Posters should be size appropriate for display with maximum size of 14"x22"
- ◆ Potted plants should have appropriate drain dishes under the pot
- ◆ Premiums for Flowers & House Plants:
1st: \$2.50; 2nd: \$2.25; 3rd: \$2.00; 4th: \$1.75
- ◆ Premiums for Bouquets & Arrangements:
1st: \$3.00; 2nd: \$2.75; 3rd: \$2.50; 4th: \$2.25

CLASS A - FLOWERS

- 15 ...A... 1Aster (6 blooms)
- 15 ...A... 2Bachelor buttons (6 blooms)
- 15 ...A... 3Calendula (8 blooms)
- 15 ...A... 4Carnations (4 blooms)
- 15 ...A... 5Chrysanthemums (6 blooms)
- 15 ...A... 6Coreopsis (6 blooms)
- 15 ...A... 7Cosmos (6 stems)
- 15 ...A... 8Dahlia (1 specimen)
- 15 ...A... 9Daisies (6 blooms)
- 15 ...A... 10 ...Delphiniums (3 stems)
- 15 ...A... 11 ...Gladiolus (1 stem)
- 15 ...A... 12 ...Larkspur (3 stems)
- 15 ...A... 13 ...Lilies, Asiatic (3 blooms)
- 15 ...A... 14 ...Mallow (3 stems)
- 15 ...A... 15 ...Marigolds (4 blooms)
- 15 ...A... 16 ...Marigolds, dwarf (6 blooms)
- 15 ...A... 17 ...Nasturtiums (6 blooms)
- 15 ...A... 18 ...Pansies (6 blooms)
- 15 ...A... 19 ...Petunia, single (6 blooms)
- 15 ...A... 20 ...Petunia, double (4 blooms)
- 15 ...A... 21 ...Phlox, annual (2 stems)
- 15 ...A... 22 ...Phlox, perennial (2 stems)
- 15 ...A... 23 ...Pinks (dianthus) (6 blooms)
- 15 ...A... 24 ...Rose (1 bloom)
- 15 ...A... 25 ...Scabiosa (6 blooms)
- 15 ...A... 26 ...Snapdragons (3 stems)
- 15 ...A... 27 ...Sunflowers (3 blooms)
- 15 ...A... 28 ...Zinnias (6 blooms)
- 15 ...A... 29 ...Any other flower not listed, identified (6 blooms)



CLASS B — BOUQUETS & ARRANGEMENTS

- 15 ...B... 1Arrangement of flowers in a mug
- 15 ...B... 2Arrangement of fresh materials, no flowers
- 15 ...B... 3Christmas Decoration
- 15 ...B... 4Cut flower arrangement
- 15 ...B... 5Dried arrangement
- 15 ...B... 6Fourth of July Arrangement
- 15 ...B... 7Fresh Wildflower Bouquet (use at least 3 types flowers)
- 15 ...B... 8Holiday Flower Arrangement
- 15 ...B... 9Miniature floral arrangement, not to exceed 3.5"
- 15 ...B... 10 ...One color arrangement, flowers and container same color
- 15 ...B... 11 ...Any other bouquet/arrangement not listed above



CLASS C — HOUSE PLANTS

- 15 ...C... 1Cactus
- 15 ...C... 2Deck Planter – Flowering
- 15 ...C... 3Dish garden
- 15 ...C... 4Fairy Garden
- 15 ...C... 5Flowering House Plant
- 15 ...C... 6Hanging Basket with at least three varieties, id.
- 15 ...C... 7Plant from bulb
- 15 ...C... 8Plant from cutting
- 15 ...C... 9Plant from seed



- 15 .. C .. 10... Succulent
- 15 .. C .. 11... Terrarium/Herbarium
- 15 .. C .. 12... Any other house plant not listed above, identified

CLASS D — DISPLAY ON FLOWERS AND HOUSEPLANTS

- 15 .. D .. 1..... Poster on care of flowers
- 15 .. D .. 2..... Poster on care of houseplants
- 15 .. D .. 3..... Any other display or poster on flowers and houseplants not listed above

DEPARTMENT 16: NATURAL RESOURCE SCIENCES

- ◆ A collection may be comprised of specimens, photographs, pictures, or drawings.
- ◆ Posters should be size appropriate for display with maximum size of 14"x22"
- ◆ School projects are accepted
- ◆ Where quantities are mentioned, the first number is the amount required for exhibitor ages 7-8, the second number is the quantity required for an older child.
- ◆ Premiums for Natural Resource Sciences:
1st: \$2.50; 2nd: \$2.25; 3rd: \$2.00; 4th: \$1.75

CLASS B — BIRDS

- 16 .. B .. 1..... Bird ID-Display 10/20 photos identified
- 16 .. B .. 2..... Bird Observation Chart
- 16 .. B .. 3..... Birdhouse
- 16 .. B .. 4..... It's a Bird-poster, label parts
- 16 .. B .. 5..... Nest observation Chart
- 16 .. B .. 6..... Nest photography - 4 or more photos of bird nests, identify type, place located and date found
- 16 .. B .. 7..... Picture story - a series of 4 photographs related to birds with captions
- 16 .. B .. 8..... Any other bird related poster/display not listed above



CLASS C — CAMPING & BACKPACKING

- 16 .. C .. 1..... Picture story - a series of 4 photographs related to camping with captions
- 16 .. C .. 2..... Poster or display on fire building fire safety types
- 16 .. C .. 3..... Exhibit of one-day camping menu
- 16 .. C .. 4..... Kit with essentials for surviving in an emergency, with checklist
- 16 .. C .. 5..... Homemade sleeping bag or tent
- 16 .. C .. 6..... Picture story - a series of 4 photographs related to backpacking with captions
- 16 .. C .. 7..... Any other camping poster or display not listed above
- 16 .. C .. 8..... Any other backpacking poster/display not listed

CLASS D — FISH

- 16 .. D .. 1..... 3 lures-tied by exhibitor
- 16 .. D .. 2..... Bait or lure-poster/display
- 16 .. D .. 3..... Fish ID-display 10/20 photos identified
- 16 .. D .. 4..... Fishing Journal/Chart
- 16 .. D .. 5..... Homemade ice fish pole/tip
- 16 .. D .. 6..... Homemade worm box
- 16 .. D .. 7..... It's a Fish-poster, label parts
- 16 .. D .. 8..... Outdoor safety tips-poster/display
- 16 .. D .. 9..... Picture story - a series of 4 photographs related to fish with captions
- 16 .. D .. 10... Poster identify parts of a fishing reel
- 16 .. D .. 11... Poster on at least 4 types of insects hat fish like
- 16 .. D .. 12... Poster or display of at least 5 types of fish found in Northeast Wisconsin
- 16 .. D .. 13... Tackle box picture with inventory checklist
- 16 .. D .. 14... Any other fish related poster/display not listed above



CLASS F — GEOLOGY

- 16 .. F .. 1..... Exhibit of a rock collection, labeled
- 16 .. F .. 2..... Exhibit on geological event, such as glaciers, earthquakes or volcanoes
- 16 .. F .. 3..... Picture story - a series of 4 photographs of geology w/captions
- 16 .. F .. 4..... Any other geology poster or display not listed above

CLASS G — INSECTS

- 16 ...G...1Collection of insects , 10/20 identified
- 16 ...G...2Display, 10/20 pictures, identified
- 16 ...G...3Homemade collecting box
- 16 ...G...4Homemade collecting net
- 16 ...G...5Insect-poster, label parts
- 16 ...G...6Picture story - a series of 4 photographs of ir
- 16 ...G...7Poster/display metamorphosis
- 16 ...G...8Any other insect poster/display not listed above



CLASS H — MAPLE SYRUP

- 16 ...H...1Pint of maple syrup, 1
- 16 ...H...2Poster or display that explains the equipment used for making maple syrup
- 16 ...H...3Poster or display with pictures that explains the various steps in making maple syrup
- 16 ...H...4Any other maple syrup product/display not listed above, identified

CLASS I — RECYCLING

- 16 ...I ...1Creative exhibit showing a new product (with a new use) invented from an old product
- 16 ...I ...2Display showing stages compost material, identified
- 16 ...I ...3Homemade aluminum can crusher
- 16 ...I ...4Homemade newspaper crate
- 16 ...I ...5Homemade reusable bag
- 16 ...I ...6Item made of recycled material
- 16 ...I ...7Photo exhibit involved w/recycle
- 16 ...I ...8Picture story - a series of 4 photographs of recycling with captions
- 16 ...I ...9Poster of 4 compost systems, identified
- 16 ...I ...10 ...Poster of 5 recyclable & non recyclable materials, id
- 16 ...I ...11 ...Poster or display on benefits of recycling
- 16 ...I ...12 ...Turning trash to cash display
- 16 ...I ...13 ...Written radio script or commercial on recycling
- 16 ...I ...14 ...Any other recycling poster or display not listed above

CLASS K — TREES & SHRUBS

- 16 ...K...1Collect. 10/20 leaf/needle, identified
- 16 ...K...2Collect. 10/20 tree seeds, identified
- 16 ...K...3Collect. 10/20 wood sample, identified
- 16 ...K...4Collection of 10/20 leaf prints, identified
- 16 ...K...5Picture story - a series of 4 photographs trees & shrubs with captions
- 16 ...K...6Poster/display of at least 5 types of trees found in Florence County
- 16 ...K...7Poster/display showing a forest harvesting method
- 16 ...K...8Poster/display tracing the life of a tree from seed to finished product
- 16 ...K...9Tree/shrub-poster, label parts
- 16 ...K...10 ...Any other tree/shrub related display not listed above

CLASS L — WEATHER

- 16 ...L ...1Exhibit on how weather affects people
- 16 ...L ...2Exhibit on winter travel safety
- 16 ...L ...3First aid kit for winter outing, with checklist
- 16 ...L ...4Pictures of cloud formations, 4 photos
- 16 ...L ...5Poster contrasting different forms of winter travel
- 16 ...L ...6Poster on how weather affects us
- 16 ...L ...7Any other weather poster or display not listed above

CLASS M — WILDLIFE

- 16 ...M .1Exhibit of camouflage examples in nature
- 16 ...M .2Exhibit of wildlife in Florence County, identify and include date seen and location
- 16 ...M .3Poster Identifying wildlife and their foods
- 16 ...M .4Poster of 10 wildlife tracks, labeled (tracks can be pictures, stamps, drawings, etc.)
- 16 ...M .5Poster/display showing 6 game animals found in WI
- 16 ...M .6Any other wildlife poster or display not listed above

DEPARTMENT 18: CULTURAL ARTS


- ♦ Artwork may be hung up for display using tape
- ♦ Artwork on paper may be matted/mounted to paper/poster board
- ♦ Posters should be size appropriate for display with maximum size of 14"x22"
- ♦ School Projects are accepted
- ♦ Premiums for Cultural Arts:
1st: \$2.50; 2nd: \$2.25; 3rd: \$2.00; 4th: \$1.75

CLASS A — CLAY & CERAMICS

- 18..A..1..... Dry brushed piece
- 18..A..2..... Glazed ceramic piece
- 18..A..3..... Glazed clay piece
- 18..A..4..... Hand built clay pot
- 18..A..5..... Hand built clay sculpture
- 18..A..6..... Pour and paint item, container
- 18..A..7..... Pour and paint item, figure
- 18..A..8..... Pour and paint item, other
- 18..A..9..... Pre-molded glaze ware piece
- 18..A..10.... Stained ceramic piece
- 18..A..11.... Thrown piece
- 18..A..12.... Any other clay or ceramic project not listed

CLASS B — DRAWING & PAINTING

- 18..B..1..... Acrylic, scene
- 18..B..2..... Acrylic, still object
- 18..B..3..... Acrylic, whimsical
- 18..B..4..... Acrylic, any other not listed
- 18..B..5..... Charcoal, scene
- 18..B..6..... Charcoal, still object
- 18..B..7..... Charcoal, whimsical
- 18..B..8..... Charcoal, any other not listed
- 18..B..9..... Colored pencil, scene
- 18..B..10.... Colored pencil, still object
- 18..B..11.... Colored pencil, whimsical
- 18..B..12.... Colored pencil, any other not listed
- 18..B..13.... Crayon, scene
- 18..B..14.... Crayon, still object
- 18..B..15.... Crayon, whimsical
- 18..B..16.... Crayon, any other not listed
- 18..B..17.... Engraving/Scratch Art, scene
- 18..B..18.... Engraving/Scratch Art, still object
- 18..B..19.... Engraving/Scratch Art, whimsical
- 18..B..20.... Engraving/Scratch Art, any other not listed
- 18..B..21.... Felt tip, scene
- 18..B..22.... Felt tip, still object
- 18..B..23.... Felt tip, whimsical
- 18..B..24.... Felt tip, any other not listed
- 18..B..25.... Oil, scene
- 18..B..26.... Oil, still object
- 18..B..27.... Oil, whimsical
- 18..B..28.... Oil, any other not listed
- 18..B..29.... Paint by number, scene
- 18..B..30.... Paint by number, still object
- 18..B..31.... Paint by number, whimsical
- 18..B..32.... Paint by number, any other
- 18..B..33.... Pastel, scene
- 18..B..34.... Pastel, still object
- 18..B..35.... Pastel, whimsical
- 18..B..36.... Pastel, any other
- 18..B..37.... Pencil sketch, scene
- 18..B..38.... Pencil sketch, still object
- 18..B..39.... Pencil sketch, whimsical
- 18..B..40.... Pencil sketch, any other not listed
- 18..B..41.... Pencil shading, scene
- 18..B..42.... Pencil shading, still object
- 18..B..43.... Pencil shading, whimsical
- 18..B..44.... Pencil shading, any other not listed



- 18...B...45 ...Pen & ink sketch, scene
- 18...B...46 ...Pen & ink sketch, still object
- 18...B...47 ...Pen & ink sketch, whimsical
- 18...B...48 ...Pen & ink sketch, any other not listed
- 18...B...49 ...Tempura, scene
- 18...B...50 ...Tempura, still object
- 18...B...51 ...Tempura, whimsical
- 18...B...52 ...Tempura, any other not listed
- 18...B...53 ...Watercolor, scene
- 18...B...54 ...Watercolor, still object
- 18...B...55 ...Watercolor, whimsical
- 18...B...56 ...Watercolor, any other not listed
- 18...B...57 ...Watercolor pencil, scene
- 18...B...58 ...Watercolor pencil, still object
- 18...B...59 ...Watercolor pencil, whimsical
- 18...B...60 ...Watercolor pencil, any other not listed
- 18...B...61 ...Any other artwork not listed

CLASS C — FIBER ART

- 18...C...1Basketry or braiding
- 18...C...2Counted cross-stitch
- 18...C...3Embroidery
- 18...C...4Latch hook
- 18...C...5Macramé
- 18...C...6Needle point
- 18...C...7Stamped cross stitch
- 18...C...8Weaving
- 18...C...9Yarn Craft
- 18...C...10 ...Any other fiber art not listed above



CLASS D — LEATHERWORK

- 18...D...1Article for home use
- 18...D...2Article of apparel/accessory
- 18...D...3Any other leatherwork not listed above


CLASS F — TEXTILES

- 18...F...1Article of appliqué
- 18...F...2Article of screen printing
- 18...F...3Batik work
- 18...F...4Liquid embroidery
- 18...F...5Quilted article
- 18...F...6Silk-screening
- 18...F...7Tie dying
- 18...F...8Any other textile article not listed



CLASS G — WOOD, PAPER, & NATURAL MATERIAL

- 18...G...1Block print
- 18...G...2Calligraphy
- 18...G...3Card Making-Any other, 2 cards
- 18...G...4Card Making-Birthday, 2 cards
- 18...G...5Card Making-Christmas, 2 cards
- 18...G...6Card Making-Thank You, 2 cards
- 18...G...7Collage with paper or wood
- 18...G...8Corn husk craft
- 18...G...9Creative lettering
- 18...G...10 ...Creative woodworking project
- 18...G...11 ...Decoupage article
- 18...G...12 ...Origami, animal
- 18...G...13 ...Origami, any other not listed
- 18...G...14 ...Origami, container
- 18...G...15 ...Origami, flower
- 18...G...16 ...Paper Mache
- 18...G...17 ...Paper-making project
- 18...G...18 ...Pine cone craft
- 18...G...19 ...Pressed flower craft
- 18...G...20 ...Quilling art
- 18...G...21 ...Rock craft
- 18...G...22 ...Rock painting
- 18...G...23 ...Rubber stamping, bookmark
- 18...G...24 ...Rubber stamping, card



- 18 .. G.. 25... Stencil painting
- 18 .. G.. 26... Vegetable print
- 18 .. G.. 27... Any other wood/paper/natural material craft not listed

CLASS H — MISCELLANEOUS

- 18 .. H.. 1..... Arrangement of silk flowers
- 18 .. H.. 2..... Beadwork item
- 18 .. H.. 3..... Christmas craft
- 18 .. H.. 4..... Christmas ornament
- 18 .. H.. 5..... Creative candle project
- 18 .. H.. 6..... Creative egg project
- 18 .. H.. 7..... Glass etching
- 18 .. H.. 8..... Handicraft of glass
- 18 .. H.. 9..... Handicraft of metal or wire
- 18 .. H.. 10... Handicraft of natural material
- 18 .. H.. 11... Item made with duct tape
- 18 .. H.. 12... Jewelry Making, beaded bracelet
- 18 .. H.. 13... Jewelry Making, beaded necklace
- 18 .. H.. 14... Jewelry Making, cast construction
- 18 .. H.. 15... Mosaic
- 18 .. H.. 16... Plaster craft
- 18 .. H.. 17... Plastic canvas item, decorative
- 18 .. H.. 18... Plastic canvas item, useful
- 18 .. H.. 19... Rainbow Loom, accessory
- 18 .. H.. 20... Rainbow Loom, jewelry
- 18 .. H.. 21... Rainbow Loom, person/animal
- 18 .. H.. 22... Rainbow Loom, any other not listed
- 18 .. H.. 23... Sand Art
- 18 .. H.. 24... Sand candle
- 18 .. H.. 25... Sun catcher
- 18 .. H.. 26... Any other craft not listed above
- 18 .. H.. 27... An article made in school



DEPARTMENT 20: PHOTOGRAPHY

- ◆ Definition of a portrait is a fine photograph of a person's face or the person's entire figure
- ◆ Definition of a still life photo is a collection of objects "not living" arranged by the photographer
- ◆ Exhibitors can only enter in their experience group and only one exhibit per lot.
- ◆ Exhibits with more than one photo must have the pictures mounted together for one exhibit & for display purposes
- ◆ Photo print quality may affect the placing of the ribbon
- ◆ Photo sets may be cropped no smaller than 3"x3" and no larger than 4"x6"—unless otherwise stated
- ◆ Photos may be black/white or color, except where specified
- ◆ Photos may only be entered once. The same photo cannot be used in a collection and an enlargement.
- ◆ Photos should not include, decorations, captions or titles when mounted—unless otherwise stated
- ◆ Pictures may be taken with a film camera or digital camera
- ◆ Posters should be size appropriate for display with maximum size of 14"x22"
- ◆ Premiums for Beginning Photographer:
 - 1st: \$2.00; 2nd: \$1.75; 3rd: \$1.50; 4th: \$1.25
- ◆ Premiums for Intermediate Photographer:
 - 1st: \$2.50; 2nd: \$2.25; 3rd: \$2.00; 4th: \$1.75
- ◆ Premiums for Advanced Photographer:
 - 1st: \$3.00; 2nd: \$2.75; 3rd: \$2.50; 4th: \$2.25

CLASS A — BEGINNING PHOTOGRAPHY (1-2 YEARS EXP)

- 20 .. A.. 1..... Best photo, 5x7 or larger
- 20 .. A.. 2..... Florence County Fair, 3 photos
- 20 .. A.. 3..... My favorite photo
- 20 .. A.. 4..... Photo Story, 3 photos with captions
- 20 .. A.. 5..... Photos of animals, 3 photos
- 20 .. A.. 6..... Photos of one inanimate object: example one overall

shot and 2 close up with a tractor, building, car, etc.

- 20 ...A...7Photos of one person, 3 photos
- 20 ...A...8Photos on different subjects, 4 photos
- 20 ...A...9Photos on same subject, 5 photos
- 20 ...A...10 ...Sequence of 3 "how to do it" photos, with captions


CLASS B — INTERMEDIATE PHOTOGRAPHY (3-4 YEARS EXP)

- 20 ...B...1Best photo, 5x7
- 20 ...B...2Best photo, 8x10 mounted
- 20 ...B...3Florence County Fair, 5 photos
- 20 ...B...4My favorite photo
- 20 ...B...5Photo Story, 5 photos with captions
- 20 ...B...6Photos of animals, 5 photos
- 20 ...B...7Photos of one inanimate object: example one overall shot and 2 close up with a tractor, building, car, etc.
- 20 ...B...8Photos of one person, 5 photos
- 20 ...B...9Photos of people, 5 photos
- 20 ...B...10 ...Photos of scene, 5 photos
- 20 ...B...11 ...Photos on different subjects, 5 photos
- 20 ...B...12 ...Photos on same subject, 5 photos
- 20 ...B...13 ...Photos that show action, 4 photos
- 20 ...B...14 ...Sequence of 4 "how to do it"
- 20 ...B...15 ...Studio-type photos portraits or products, 5 photos




CLASS C — ADVANCED PHOTOGRAPHY (5+ YEARS EXP)

- 20 ...C...1Best photo, 5x7
- 20 ...C...2Best photo, 8x10 mounted
- 20 ...C...3Florence County Fair, 5 photos
- 20 ...C...4My favorite photo
- 20 ...C...5Photo Story, 6 photos with captions
- 20 ...C...6Photos of animals, 5 photos
- 20 ...C...7Photos of one inanimate object: example one overall shot and 2 close up with a tractor, building, car, etc.
- 20 ...C...8Photos of one person, 5 photos
- 20 ...C...9Photos of people, 5 photos
- 20 ...C...10 ...Photos of scene, 5 photos
- 20 ...C...11 ...Photos on different subjects, 5 photos
- 20 ...C...12 ...Photos on same subject, 5 photos
- 20 ...C...13 ...Photos that show action, 6 photos
- 20 ...C...14 ...Sequence of 4 "how to do it"
- 20 ...C...15 ...Studio-type photos portraits or products, 5 photos
- 20 ...C...16 ...Photos of still life, 6 photos
- 20 ...C...17 ...Photos of fashion, 4 photos
- 20 ...C...18 ...Photos of food, 4 photos
- 20 ...C...19 ...Journalist/Newspaper photos, 4 photos
- 20 ...C...20 ...Photos of landscapes/seascapes/farmscapes/etc., 5 photos



CLASS D — PHOTO ENLARGEMENTS (OPEN TO BEGINNING, INTERMEDIATE & ADVANCED PHOTOGRAPHERS)

- 20 ...D...1Abstract photo
- 20 ...D...2Animal photo
- 20 ...D...3Christmas photo
- 20 ...D...4Florence County Fair photo
- 20 ...D...5Landscape
- 20 ...D...6People photo
- 20 ...D...7Photo taken at night
- 20 ...D...8Plant or flower photo
- 20 ...D...9Sports action photo
- 20 ...D...10 ...Any other photo not listed



CLASS E — PHOTOGRAPHY PROJECTS (OPEN TO BEGINNING, INTERMEDIATE & ADVANCED PHOTOGRAPHERS)

- 20 ...E...1Poster or display on the history photography
- 20 ...E...2Poster showing digital photo before & after computer enhancement w/description of what was done
- 20 ...E...3Scrapbook, single page (8"x8")
- 20 ...E...4Scrapbook, single page (12"x12")
- 20 ...E...5Scrapbook, album (8"x8")
- 20 ...E...6Scrapbook, album (12"x12")

- 20 .. E .. 7..... Digital Scrapbook Album (5"x7" and smaller)
- 20 .. E .. 8..... Digital Scrapbook Album (larger than 5"x7")
- 20 .. E .. 9..... Poster on how to crop a photo
- 20 .. E .. 10... Any other photography project not listed
- 20 .. E .. 11... Any other scrapbook item not listed



DEPARTMENT 21: COMPUTERS

- ◆ All posters shall be a maximum of 11"x14"
- ◆ All printed materials should be submitted in a report binder or a page protector
- ◆ Premiums for computer information exhibits:
 - 1st place: \$2.00; 2nd place: \$1.75; 3rd place: \$1.50; 4th place: \$1.25
- ◆ Premiums for items created using computer software:
 - 1st place: \$2.50; 2nd place: \$2.25; 3rd place: \$2.00; 4th place: \$1.75

CLASS A — INFORMATION

- 21 .. A .. 1..... Poster create a timeline on "The History of the Internet"
- 21 .. A .. 2..... Poster of computer terms
- 21 .. A .. 3..... Poster on three software programs showing how and why to use it
- 21 .. A .. 4..... Poster or display, label basic elements of a window screen
- 21 .. A .. 5..... Poster or display, label exterior parts of computer
- 21 .. A .. 6..... Poster or display, label interior parts of computer
- 21 .. A .. 7..... Any other item created using computer software not listed

CLASS B — CREATED USING COMPUTER SOFTWARE


- 21 .. B .. 1..... Create a birthday card
- 21 .. B .. 2..... Create a greeting card
- 21 .. B .. 3..... Create a letter
- 21 .. B .. 4..... Create a photo collage
- 21 .. B .. 5..... Create a t-shirt design using graphics and text, printed on regular paper
- 21 .. B .. 6..... Design and print your own newsletter (at least 2 pages)
- 21 .. B .. 7..... Make and print your own drawing on a computer
- 21 .. B .. 8..... Any other item created using computer software not listed

DEPARTMENT 22: WOODWORKING

- ◆ Articles may be varnished, shellacked, stained, oiled, sealed or painted according to its intended use. Quality of the finish will be judged as part of the workmanship
- ◆ Exhibitors can only enter in their experience group and only one exhibit per lot.
- ◆ School projects are accepted
- ◆ Premiums for Beginning Woodworker:
 - 1st place: \$2.00; 2nd place: \$1.75; 3rd place: \$1.50; 4th place: \$1.25
- ◆ Premiums for Intermediate Woodworker:
 - 1st place: \$2.50; 2nd place: \$2.25; 3rd place: \$2.00; 4th place: \$1.75
- ◆ Premiums for Advanced Woodworker:
 - 1st place: \$3.00; 2nd place: \$2.75; 3rd place: \$2.50; 4th place: \$2.25

CLASS A — BEGINNING WOODWORKER (1-2 YEARS EXPERIENCE)

- 22 A 1..... Bird House
- 22 A 2..... Bird House from kit
- 22 A 3..... Item for use as storage
- 22 A 4..... Item for use in the kitchen
- 22 A 5..... Item for use in the living room
- 22 A 6..... Any other Item for use in the home
- 22 A 7..... Item for use in workshop
- 22 A 8..... Item for use out-of-doors
- 22 A 9..... Toy or homemade game
- 22 A 10..... Any other item not listed, identified



CLASS B — INTERMEDIATE WOODWORKER (3-4 YEARS EXPERIENCE)

- 22 B 1..... Bird House
- 22 B 2..... Bird House from kit
- 22 B 3..... Item for use as storage
- 22 B 4..... Item for use in the kitchen
- 22 B 5..... Item for use in the living room

- 22 B 6..... Any other Item for use in the home
- 22 B 7..... Item for use in workshop
- 22 B 8..... Item for use out-of-doors
- 22 B 9..... Toy or homemade game
- 22 B 10..... Any other item not listed, identified

CLASS C — ADVANCED WOODWORKER (5+ YEARS EXPERIENCE)

- 22 C 1..... Article of creative design
- 22 C 2..... Bird House
- 22 C 3..... Bird House from kit
- 22 C 4..... Furniture or cabinet
- 22 C 5..... Item for use as storage
- 22 C 6..... Item for use in the kitchen
- 22 C 7..... Item for use in the living room
- 22 C 8..... Any other Item for use in the home
- 22 C 9..... Item for use in workshop
- 22 C 10..... Item for use out-of-doors
- 22 C 11..... Lathe turned item
- 22 C 12..... Repaired or refinished furniture
- 22 C 13..... Toy or homemade game
- 22 C 14..... Wood carved item
- 22 C 15..... Any other item not listed, identified



DEPARTMENT 25: FOODS AND NUTRITION

- ◆ All bakery items shall be "from scratch," not from a mix, nor from machines.
- ◆ No items that require refrigeration will be permitted.
- ◆ No recipe may include a mix unless otherwise noted
- ◆ Nuts and raisins are allowed, but the entry must clearly state that they are in the recipe
- ◆ Please be aware that judging is based on more than taste testing. Food Standards, such as appearance and texture, may be used for judging as well
- ◆ Posters should be size appropriate for display with maximum size of 14"x22"
- ◆ Premiums for Beginning Baker:
 - 1st: \$2.00; 2nd: \$1.75; 3rd: \$1.50; 4th: \$1.25
- ◆ Premiums for Intermediate Baker & Educational/Informational Projects:
 - 1st: \$2.50; 2nd: \$2.25; 3rd: \$2.00; 4th: \$1.75
- ◆ Premiums for Advanced Baker, Food Preservation & Decorated Bakery:
 - 1st: \$3.00; 2nd: \$2.75; 3rd: \$2.50; 4th: \$2.25

CLASS A — BEGINNING BAKER (1-2 YEARS BAKING EXPERIENCE)

- 25 ...A...1Bar cookies (4)
- 25 ...A...2Chocolate brownies, no frosting
- 25 ...A...3Drop cookies (4)
- 25 ...A...4Fruit snack (3-5 arranged)
- 25 ...A...5Muffins (4)
- 25 ...A...6My favorite recipe
- 25 ...A...7No bake cookies (4)
- 25 ...A...8Quick bread
- 25 ...A...9Quick bread coffee cake
- 25 ...A...10Vegetable snack (3-5 types)
- 25 ...A...11Any other food not listed, identified



CLASS B — INTERMEDIATE BAKER (3-4 YEARS BAKING EXPERIENCE)

- 25 ...B...1Bar cookies (4)
- 25 ...B...2Cake, not frosted
- 25 ...B...3Chocolate brownies, no frosting
- 25 ...B...4Decorated cupcakes (3)
- 25 ...B...5Drop biscuits (4)
- 25 ...B...6Drop cookies (4)
- 25 ...B...7Homemade snack
- 25 ...B...8Low fat dessert
- 25 ...B...9Menu 1 day, food pyramid rule
- 25 ...B...10Muffins (4)
- 25 ...B...11My favorite recipe



- 25 .. B .. 12... No bake cookies (4)
- 25 .. B .. 13... Quick bread
- 25 .. B .. 14... Rolled sugar cookies, not decorated
- 25 .. B .. 15... White bread (not machine made)
- 25 .. B .. 16... Any other food not listed, identified

CLASS C — ADVANCED BAKER (5+ YEARS BAKING EXPERIENCE)

- 25 .. C .. 1..... Angel or sponge cake, 1/4
- 25 .. C .. 2..... Banana Bread
- 25 .. C .. 3..... Bar cookies (4)
- 25 .. C .. 4..... Chocolate brownies, no frosting
- 25 .. C .. 5..... Cinnamon rolls (4)
- 25 .. C .. 6..... Decorated cake
- 25 .. C .. 7..... Drop cookies (4)
- 25 .. C .. 8..... Fruit Muffin (4)
- 25 .. C .. 9..... Fruit pie
- 25 .. C .. 10... My favorite recipe
- 25 .. C .. 11... Rolled cookies (4 not frosted)
- 25 .. C .. 12... Whole grain bread
- 25 .. C .. 13... Yeast dinner rolls (4 shaped)
- 25 .. C .. 14... Any other food not listed, identified



CLASS D — FOOD PRESERVATION

- ◆ This Fair will accept only exhibits that follow the guidelines listed
- ◆ All exhibits shall be in a standard clear jar, either pint or quart size, with a standard lid and screw band. Jellies and jams shall be entered in standard jelly glasses with self sealing lid. No freezer jam or jellies.
- ◆ All jars shall be labeled with: name of product, date preserved, method of preservation, type of pack (hot or cold) and processing time.
- ◆ Dried/Dehydrated foods should be in standard canning jars. Label with type of food and drying method used.
- ◆ Exhibits will be judged on uniformity, color and correct processing procedures
- ◆ Food preservation exhibitors shall use up-to-date home canning procedures.
- ◆ Low acid foods must be processed by pressure canner, example: Low acid vegetables and meats. High acid foods may be processed by hot water bath process, example: fruits, pickles, tomatoes, and jams. Dried foods shall measure 2 cups, exhibited in a jar.
- ◆ NO paraffin!
- ◆ Standard canning jars shall be used. Other food jars are not tempered to resist the heat of the canning process.

- 25 .. D .. 1..... Any other berries
- 25 .. D .. 2..... Apples, quartered or halved
- 25 .. D .. 3..... Applesauce
- 25 .. D .. 4..... Beans, green, cut
- 25 .. D .. 5..... Beans, yellow wax, cut
- 25 .. D .. 6..... Cherries, pitted
- 25 .. D .. 7..... Dried fruit (1 pint)
- 25 .. D .. 8..... Dried herb (1 cup)
- 25 .. D .. 9..... Dried vegetable (1 pint)
- 25 .. D .. 10... Food preservation poster
- 25 .. D .. 11... Fruit leather
- 25 .. D .. 12... Greens
- 25 .. D .. 13... Jam, any variety
- 25 .. D .. 14... Jelly, any variety
- 25 .. D .. 15... Jerky (1 pint) label meat type
- 25 .. D .. 16... Pickles, beet
- 25 .. D .. 17... Pickles, bread and butter
- 25 .. D .. 18... Pickles, dill
- 25 .. D .. 19... Pickles, dilly beans
- 25 .. D .. 20... Pickles, sweet
- 25 .. D .. 21... Raspberries, tame
- 25 .. D .. 22... Raspberries, wild
- 25 .. D .. 23... Rhubarb
- 25 .. D .. 24... Sweet corn, cut off cob
- 25 .. D .. 25... Tomato juice



- 25 ...D...26 ...Tomatoes, whole or quartered
- 25 ...D...27 ...Any other food preservation item not listed, identified

CLASS E — EDUCATIONAL/INFORMATIONAL FOOD PROJECTS

- 25 ...E...1Collection of 15-20 recipes copied by exhibitor
- 25 ...E...2Create a menu for a single meal used for a special diet (ex. Diabetic, high cholesterol, food allergies, etc.)
- 25 ...E...3Display or poster showing a country and telling of its food customs
- 25 ...E...4Display or poster on budgeting, shopping and meal planning for 1 week
- 25 ...E...5Display or poster on nutrition
- 25 ...E...6Display or poster on planning a menu for a party
- 25 ...E...7Picture of place setting for luncheon
- 25 ...E...8Poster about fitness & health
- 25 ...E...9Poster about my plate
- 25 ...E...10 ...Poster teaching an idea related to food preparation
- 25 ...E...11 ...Any other education/informational food project not listed

CLASS F — DECORATED BAKERY

- ◆ All entries must be home baked cake/cookies
- ◆ Cake/cookie box mixes are allowed in this class ONLY
- ◆ Decorated cakes will not be cut
- ◆ Display baked goods on flat surface out of pans
- 25 ...F...1Birthday cake decorated using fondant
- 25 ...F...2Birthday cake decorated using frosting
- 25 ...F...3Cookies, graham crackers or cupcakes (3 decorated the same)
- 25 ...F...4Cookies, graham crackers or cupcakes (3 differently decorated)
- 25 ...F...5Any other cake decorated using frosting
- 25 ...F...6Any other caked decorated using fondant
- 25 ...F...7Any article decorated using gingerbread as the base




DEPARTMENT 28: HOME ENVIRONMENT

- ◆ Any article made for hanging must be properly prepared to hang
- ◆ Exhibitors can only enter in their experience group and only one exhibit per lot
- ◆ Posters should be size appropriate for display with maximum size of 14"x22"
- ◆ Premiums for Beginning Home Environment projects:
1st: \$2.00; 2nd: \$1.75; 3rd: \$1.50; 4th: \$1.25
- ◆ Premiums for Intermediate Home Environment projects:
1st: \$2.50; 2nd: \$2.25; 3rd: \$2.00; 4th: \$1.75
- ◆ Premiums for Advanced Home Environment projects:
1st: \$3.00; 2nd: \$2.75; 3rd: \$2.50; 4th: \$2.25

CLASS A — BEGINNING (1-2 YEARS EXP IN PROJECT)

- 28 ...A...1Birthday, centerpiece
- 28 ...A...2Birthday, table decoration
- 28 ...A...3Birthday, wall hanging
- 28 ...A...4Chair seat cushion
- 28 ...A...5Christmas, centerpiece
- 28 ...A...6Christmas, table decoration
- 28 ...A...7Christmas, wall hanging
- 28 ...A...8Color scheme for room, poster
- 28 ...A...9Covers for small appliance
- 28 ...A...10 ...Creative accessory for any room
- 28 ...A...11 ...Creative container for plant
- 28 ...A...12 ...Creative wall hanging
- 28 ...A...13 ...Decorative pillow from kit
- 28 ...A...14 ...Decorative pillow not from kit
- 28 ...A...15 ...Floor pillow, less than 22" wide
- 28 ...A...16 ...Floor plan
- 28 ...A...17 ...Floor plan, with samples
- 28 ...A...18 ...Halloween, centerpiece
- 28 ...A...19 ...Halloween, table decoration
- 28 ...A...20 ...Halloween, wall hanging
- 28 ...A...21 ...Message/Bulletin Board
- 28 ...A...22 ...Other holiday (identified), centerpiece
- 28 ...A...23 ...Other holiday (identified), table decoration



- 28 .. A .. 24... Other holiday (identified), wall hanging
- 28 .. A .. 25... Placemats, 4
- 28 .. A .. 26... Simple curtains
- 28 .. A .. 27... Storage unit, original design
- 28 .. A .. 28... Table runner
- 28 .. A .. 29... Tied fleece blanket, from kit
- 28 .. A .. 30... Tied fleece blanket, not from kit
- 28 .. A .. 31... Useful decoration for any room
- 28 .. A .. 32... Wreath or swag
- 28 .. A .. 33... Any other home environment item not listed

CLASS B — INTERMEDIATE (3-4 YEARS EXP IN PROJECT)

- 28 .. B .. 1..... Architecture study, 6-8 buildings
- 28 .. B .. 2..... Birthday, centerpiece
- 28 .. B .. 3..... Birthday, table decoration
- 28 .. B .. 4..... Birthday, wall hanging
- 28 .. B .. 5..... Chair seat cushion
- 28 .. B .. 6..... Christmas, centerpiece
- 28 .. B .. 7..... Christmas, table decoration
- 28 .. B .. 8..... Christmas, wall hanging
- 28 .. B .. 9..... Color scheme for room, poster
- 28 .. B .. 10... Covers for small appliance
- 28 .. B .. 11... Creative accessory for any room
- 28 .. B .. 12... Creative container for plant
- 28 .. B .. 13... Creative wall hanging
- 28 .. B .. 14... Decorative pillow from kit
- 28 .. B .. 15... Decorative pillow not from kit
- 28 .. B .. 16... Floor pillow less than 22" wide
- 28 .. B .. 17... Floor plan study of home, scale
- 28 .. B .. 18... Floor plan, with samples
- 28 .. B .. 19... Halloween, centerpiece
- 28 .. B .. 20... Halloween, table decoration
- 28 .. B .. 21... Halloween, wall hanging
- 28 .. B .. 22... Message/Bulletin Board
- 28 .. B .. 23... Other holiday (identified), centerpiece
- 28 .. B .. 24... Other holiday (identified), table decoration
- 28 .. B .. 25... Other holiday (identified), wall hanging
- 28 .. B .. 26... Period furniture study, poster
- 28 .. B .. 27... Placemats, 4
- 28 .. B .. 28... Simple curtains
- 28 .. B .. 29... Storage unit, original design
- 28 .. B .. 30... Table runner
- 28 .. B .. 31... Tied fleece blanket, from kit
- 28 .. B .. 32... Tied fleece blanket, not from kit
- 28 .. B .. 33... Useful decoration for any room
- 28 .. B .. 34... Any other home environment item not listed

CLASS C — ADVANCED (5+ YEARS EXP IN PROJECT)

- 28 .. C .. 1..... Architecture study, 6-8 buildings
- 28 .. C .. 2..... Birthday, centerpiece
- 28 .. C .. 3..... Birthday, table decoration
- 28 .. C .. 4..... Birthday, wall hanging
- 28 .. C .. 5..... Chair seat cushion
- 28 .. C .. 6..... Christmas, centerpiece
- 28 .. C .. 7..... Christmas, table decoration
- 28 .. C .. 8..... Christmas, wall hanging
- 28 .. C .. 9..... Color scheme for room, poster
- 28 .. C .. 10... Covers for small appliance
- 28 .. C .. 11... Creative accessory for any room
- 28 .. C .. 12... Creative container for plant
- 28 .. C .. 13... Creative wall hanging
- 28 .. C .. 14... Decorative pillow from kit
- 28 .. C .. 15... Decorative pillow not from kit
- 28 .. C .. 16... Floor pillow, less than 22" wide
- 28 .. C .. 17... Floor plan study of home, scale
- 28 .. C .. 18... Floor plan, scale, w/samples
- 28 .. C .. 19... Halloween, centerpiece
- 28 .. C .. 20... Halloween, table decoration



- 28 ...C...21 ...Halloween, wall hanging
- 28 ...C...22 ...Message/Bulletin Board
- 28 ...C...23 ...Other holiday (identified), centerpiece
- 28 ...C...24 ...Other holiday (identified), table decoration
- 28 ...C...25 ...Other holiday (identified), wall hanging
- 28 ...C...26 ...Period furniture study, poster
- 28 ...C...27 ...Placemats, 4
- 28 ...C...28 ...Refinished furniture item
- 28 ...C...29 ...Reupholstered/reworked item * with "before" photo or description of work
- 28 ...C...30 ...Simple curtains
- 28 ...C...31 ...Storage unit, original design
- 28 ...C...32 ...Table runner
- 28 ...C...33 ...Tied fleece blanket, from kit
- 28 ...C...34 ...Tied fleece blanket, not from kit
- 28 ...C...35 ...Useful decoration for any room
- 28 ...C...36 ...Any other home environment item not listed

DEPARTMENT 29: FAMILY LIVING

- ◆ Exhibitors can only enter in their experience group and only one exhibit per lot
- ◆ Posters should be size appropriate for display with maximum size of 14"x22"
- ◆ Premiums for Family Living projects:
1st: \$2.50; 2nd: \$2.25; 3rd: \$2.00; 4th: \$1.75

CLASS A — FAMILY LIVING

- 29 ...A...1Activity or toy on colors or shapes
- 29 ...A...2Activity or toy on numbers or alphabet
- 29 ...A...3Exhibit, party for young kids
- 29 ...A...4Family Celebrations display - including invitation, quotes, prayers, etc.
- 29 ...A...5Family Tree
- 29 ...A...6Family Trip, plan - including maps, transportation, lodging, activities, etc.
- 29 ...A...7Game or toy
- 29 ...A...8Growth Chart
- 29 ...A...9Handmade puppet
- 29 ...A...10 ...Picture book
- 29 ...A...11 ...Picture showing unsafe conditions for a child and how you dealt with them
- 29 ...A...12 ...Poster displaying family rules
- 29 ...A...13 ...Poster or display of 10 nutritious snacks made at home with recipes
- 29 ...A...14 ...Poster or display of evaluation of 3 TV programs for kids
- 29 ...A...15 ...Poster or display, ways to help a child learn
- 29 ...A...16 ...Poster or scrapbook of yourself at different ages-- describe how you have changed
- 29 ...A...17 ...Poster, 5 types play, identify child age
- 29 ...A...18 ...Poster, babysitting responses
- 29 ...A...19 ...Poster, child care safety
- 29 ...A...20 ...Poster, circle of friends
- 29 ...A...21 ...Poster, daily routine of child
- 29 ...A...22 ...Poster, explaining how to use a cell phone to grandparents
- 29 ...A...23 ...Poster, first aid procedures
- 29 ...A...24 ...Poster, inside activities for a child
- 29 ...A...25 ...Poster, outside activities for a child
- 29 ...A...26 ...Scrapbook, Christmas celebrations
- 29 ...A...27 ...Scrapbook, family trip
- 29 ...A...28 ...Scrapbook, summer vacation
- 29 ...A...29 ...Scrapbook, volunteer work w/kids
- 29 ...A...30 ...Super Sitter Survival Kit
- 29 ...A...31 ...Any other child development project not listed above

WE NEED YOU!
TO MAKE IT HAPPEN

SPECIAL EXHIBIT ENTRY CONTESTS

Entries marked with a ~ below are also subject to the following rules and regulations regarding food/baking contests:

- ◆ Recipe must be submitted with entry which includes all of the ingredients, quantities and preparation instructions
- ◆ If a recipe contains peanut butter or nuts, the entry must be clearly labeled as to the ingredients
- ◆ No refrigerated entries will be accepted

BLUE RIBBON ARTIST CONTESTS

- ◆ Traditional Entries (1-6) shall be on any size and type of painting canvas at the discretion of the artist

300B.....1Acrylic Painting — Scene

300B.....2Oil Painting — Scene

300B.....3Acrylic Painting—Still Life

300B.....4Oil Painting—Still Life

300B.....5Acrylic Painting—Person or Animal

300B.....6Oil Painting—Person or Animal

300B.....7Any medium on a non-conventional canvas



COLORING CONTEST

- ◆ Crayon, colored pencil, marker and/or paints may be used
- ◆ Additional Copies of All Coloring Pages can be found on our website at www.florencecountyfair.com

300C.....1Farm Coloring Picture Simple

300C.....2Farm Coloring Picture Detailed

RECYCLING ART CONTEST

Create an art piece or reusable item using materials that would otherwise have been garbage or recycled

300H.....6Item made with Paper/Cardboard

300H.....7Item made with Aluminum Can/Metal

300H.....8Item Made with Plastic

300H.....9Item Made with Glass

LOOP IT—LOOP YARN CONTEST

All entries must be made using Loop Yarn

400C.....1Scarf

400C.....2Blanket—Small Approximately (36" x 36")

400C.....3Blanket—Medium Approximately (50" x 60")

400C.....4Blanket—Large Approximately (50" + x 60" +)

400C.....5Any other item, identified

BLUE RIBBON APPLE PIE CONTEST

- ◆ Pie Must include at least 60% apples in the filling
- ◆ Filling must be made from scratch by exhibitor
- ◆ It does not need to be a "traditional" two crusted apple pie
- ◆ The entire pie must be submitted for judging in a disposable pie pan

400A.....1Blue Ribbon Apple Pie~



CHOCOLATE CHIP COOKIE CHAMPIONSHIP

- ◆ Each entry must contain chocolate chips
 - ◆ Each entry must be homemade (no mixes)
 - ◆ Store bought cookies are not accepted
 - ◆ Cookies should be approximately 2" in size
 - ◆ Please submit your entry of 12 cookies on a paper plate(s) covered with plastic wrap or in a plastic ziploc bag
- 400B.....1Chocolate Chip Cookie Championship~

TRAIL CAM CONTEST

- ◆ Photos can be from cameras with film (traditional) or digital
 - ◆ All photos must be taken with a trail cam by entrant and must print the date & time ribbon on the bottom
 - ◆ Photos should be submitted with a minimum size of 5x7
 - ◆ On the back of the photo identify the location (township, county and state where the photo was taken)
 - ◆ Entries should not be framed or mounted
- 500B.....1Feathered Animals
- 500B.....2Deer
- 500B.....3Bear
- 500B.....4Any other animal
- 500B.....5Most unique photo

REVERSE COLORING CONTESTS

- ◆ Exhibits must be the work/craftsmanship of the exhibitor.
 - ◆ What is Reverse Coloring? Basically, it is a watercolor picture/painting that does not have any lines on it. The picture is made, and you add the lines. Our suggestion is to use a pen or fine tip marker and start drawing/doodling on the page. There are no boundaries. There is no right or wrong. The entire idea is to be creative, and the result is that each entry will be unique to the artist.
 - ◆ The kids reverse coloring pages (1&2) are more basic. They are not limited to only kids doing them. Likewise, the other reverse coloring pages (3-5) are not limited to only adults doing them. Each category will be broken into age groups and judged within those same age groups.
 - ◆ Reverse Coloring pages will be judged on their completeness, creativity,
 - ◆ If you want to participate in the reverse coloring contest, we will mail you a picture to enter. Just send give us a call, send us a text (906-282-9153) or e-mail (florencecountyfair@hotmail.com) and we will get them to you or tell you where you can pick them up.
- 300.....R1Kids Reverse Coloring Contest Picture White
- 300.....R2Kids Reverse Coloring Contest Picture Black
- 300.....R3Landscape Reverse Coloring Contest Picture
- 300.....R4Mini Reverse Coloring Contest Picture
- 300.....R5Mini Food Reverse Coloring Contest Picture

**WHAT
ARE YOU
DOING**

Do you have an item you make/grow/craft that you would like to enter in the fair, but there isn't a category for it? Just let us know. We are always looking for how to improve and grow our exhibits. We may not know that there is something missing unless someone tells us.

- 128 G..... 8..... Halloween outdoor display
- 128 G..... 9..... Halloween small home accessory
- 128 G..... 10... Halloween table centerpiece
- 128 G..... 11... Halloween wall hanging/display
- 128 G..... 12... July 4th outdoor display
- 128 G..... 13... July 4th small home accessory
- 128 G..... 14... July 4th wall hanging/display
- 128 G..... 15... Spring outdoor display
- 128 G..... 16... Spring small home accessory
- 128 G..... 17... Spring table centerpiece
- 128 G..... 18... Spring wall hanging/display
- 128 G..... 19... Thanksgiving outdoor display
- 128 G..... 20... Thanksgiving small home accessory
- 128 G..... 21... Thanksgiving table centerpiece
- 128 G..... 22... Thanksgiving wall hanging/display
- 128 G..... 23... Valentine's centerpiece
- 128 G..... 24... Valentine's small home accessory
- 128 G..... 25... Valentine's wall hanging/display
- 128 G..... 26... Winter centerpiece
- 128 G..... 27... Winter outdoor display
- 128 G..... 28... Winter small home accessory
- 128 G..... 29... Winter wall hanging/display
- 128 G..... 30... Other tradition centerpiece
- 128 G..... 31... Other tradition home accessory
- 128 G..... 32... Other tradition outdoor display
- 128 G..... 33... Other tradition wall hanging/display

CLASS H — OTHER DECORATIVE HOME FURNISHINGS

- 128 H..... 1..... Appliqued wall hanging
- 128 H..... 2..... Created stained glass
- 128 H..... 3..... Grape vine wreath
- 128 H..... 4..... Lamp shade
- 128 H..... 5..... Silk Flowers, basket arrangement
- 128 H..... 6..... Silk Flowers, bouquet arrangement
- 128 H..... 7..... Silk Flowers, corsage
- 128 H..... 8..... Silk Flowers, garden scarecrow
- 128 H..... 9..... Silk Flowers, holiday arrangement (id. holiday)
- 128 H..... 10... Silk Flowers, wreath, swag or wall hanging
- 128 H..... 11... Tatting
- 128 H..... 12... Any other decorative home furnishing not listed
- 128 H..... 13... Any other silk flower arrangement/bouquet



ADMISSION TO THE FAIR:

Daily Admission Passes

\$10.00 each day

Ages 5 & Older*

*includes bounce houses & inflatable rides at no additional charge

Weekend Admission Passes

\$20.00 for the entire weekend

Ages 5 & Older*

*includes bounce houses & inflatable rides at no additional charge

Note: We implemented a price increase in admission for the fair last year. It was not a decision that we made lightly.

The price increase is due to increasing costs to provide you with the entertainment and activities that you have always enjoyed (i.e. Draft Horse Pull, Mud Bog, great Music, etc.) in addition to bringing new events to the fair each year (i.e. Truck Pull).

We understand with rising costs that all of you are impacted individually as well, which is why we are offering different options to continue to make the fair more affordable for you:

1. If you volunteer a shift at the fair or if you assist the fair with a work bee before the fair, you will get in for free.
2. There is a weekend pass option which will save you \$10 overall if you attend the fair each day.

WE NEED YOU! TO MAKE IT HAPPEN

Did you know that the Florence County Fair is completely run and operate by volunteers? From board members to gate workers, from event coordinators to grounds cleanup crew and serving food and beverages, everyone you see working at the fair is a volunteer.

We are celebrating 121 years of the Florence County Fair this year, and **we need your help now and in the future** in order to keep this Florence County tradition happening. We are looking for help:

- at the Fair itself (single shifts): working at the gate, working in the kitchen and beer stand (3-4 hour shifts)
- at the Fair itself and a little work before hand planning activities: cricket spitting, little king & queen contest, fairest of the fair contest, kids games, vendors, etc (prior activities to bring back—but we are always open to new ideas as well) (3-10 hours of involvement)
- at the Fair itself (supervising areas): the livestock building, grandma's garden
- all year as fair board members: we meet once a month (less in the winter months)
- in the month of August: we have workbees once a week to help get the fairgrounds ready and set to happen

Florence County Fair * Exhibitor Entry Form * 2025

Office Use Only:
Exhibitor #:

- Registration is FREE. Pre-Registration is until August 9. Those pre-registered will have their entry tags printed and waiting for them when they come to drop off their exhibits. Pre-registered exhibitors may still add or remove items from their registration form when they bring their items to the fair. Entries will be accepted after August 8, but it is requested that after August 8, you email your entries or bring your entry form with you to the fair on August 20.
- All items must be registered between 2:00 p.m. and 7:00 p.m. on Wednesday, August 20. If you are unable to bring items during that time, please reach out to Jessica at 906-282-9153 to discuss different options. All exhibits must be brought to the fair no later than 7:00 p.m. on Wednesday, August 20, 2025.
- NOTE: If you've never entered in the fair before, we understand this form can be confusing. We are more than happy to help you with it. If you want help ahead of time, you can contact Jessica at 906-282-9153. Otherwise, we can help you the day of registration as well. Just bring your items to the fair between 2:00 p.m. and 7:00 p.m. to sign up and drop off your items.

Please Check One:

☐ Youth Class (under 5 years).....E

☐ Youth Class (ages 5-6)C

☐ Youth Class (ages 7-8)X

☐ Youth Class (ages 9-12)Y

☐ Youth Class (ages 13-17).....Z

☐ Open Class (ages 18 & up).....O

Please Check One:

☐ Florence County Resident

☐ Florence County Non-Resident

Name: _____

Address: _____

_____ Zip: _____

Phone: _____

E-mail: _____

Township of Residence: _____

I have exhibited in the fair in the past: ☐ Yes ☐ No

I am interested in volunteering some time for the fair! ☐ Yes ☐ No

	Dept.	Class	Lot	Description
1.	_____	_____	_____	_____
2.	_____	_____	_____	_____
3.	_____	_____	_____	_____
4.	_____	_____	_____	_____
5.	_____	_____	_____	_____
6.	_____	_____	_____	_____
7.	_____	_____	_____	_____
8.	_____	_____	_____	_____
9.	_____	_____	_____	_____
10.	_____	_____	_____	_____
11.	_____	_____	_____	_____
12.	_____	_____	_____	_____
13.	_____	_____	_____	_____
14.	_____	_____	_____	_____
15.	_____	_____	_____	_____
16.	_____	_____	_____	_____
17.	_____	_____	_____	_____
18.	_____	_____	_____	_____
19.	_____	_____	_____	_____
20.	_____	_____	_____	_____
21.	_____	_____	_____	_____

Florence County Fair

Established in 1903

August 22-23-24, 2025

"A Fair to Remember"

P.O. Box 704 * Florence, WI 54121
florencecountyfair@hotmail.com * 906-282-9153

PRSRT STD
US POSTAGE
PERMIT #21
FLORENCE WI

POSTAL CUSTOMER

Mud Bog

August 23

Mud begins to fly at noon! CST



Registration
7-10:30 a.m. CST



100% Cash Payouts
Plus additional sponsorship money added

Entry Fee—\$35/each class:

**12 different
classes of racers**

Admission for the
general public to the mud
run is included with admis-
sion to the fair!

See you at the Fair!

Florence County Fair Park
5505 Cty Hwy N

½ mile South of US 2
in Florence, WI

Did you know that anyone can enter the coloring contest? To enter, color the pictures in this book and write your name, age and address on the back of the picture. Then mail it (on or before August 8) to:

Florence County Fair
P.O. Box 704
Florence, WI 54121

OR bring it to the Fair Park on Wednesday, August 20 between 2:00 p.m. and 7:00 p.m. Additional copies of that coloring page and others can be found online at www.florencecountyfair.com.